

DON'T THROW YOUR MONEY AWAY!

Composting is easy and rewarding

Almost half the contents of the average Hastings rubbish bag could be composted. Composting food and garden waste saves space at your local landfill and by using fewer rubbish bags you will save money. A good way to reuse your food waste is in a compost heap, a worm farm or bokashi; they produce great fertilizer for your garden.

What is compost?

Quite simply it is a mixture of organic material that is used as fertiliser! Generally, the ingredients used to make compost come from our gardens and kitchens (food scraps).

Compost results from the decomposition or break down of garden and food scraps (organic material). As the organic material breaks down, it changes and becomes what is known as humus. During the process soil micro-organisms, worms and insects convert the organics into a soil-like material which can then be used in the garden. Compost heaps, worm farms and bokashi buckets are three methods of turning your food and garden waste into fertiliser!

COMPOST



BOKASHI



WORM FARM



- Composting is an easy method of recycling garden and kitchen waste, keeping the nutrients within your garden.
- A compost pile makes natural decomposition processes happen faster by keeping the pile hot.
- You can make your own compost bin out of a wide range of materials.

- Bokashi turns household organic matter into highly productive compost in just four weeks, faster than normal composting.
- It reduces odours as the food decays so can be used inside under the sink.
- It produces a natural pour-on liquid fertilizer as well as a physical compost.

- Worm farming is a form of composting, but does not generate heat, making it cold composting.
- If you have mostly kitchen waste and live in a home with little or no outdoor space, a worm farm is a good option.
- Worms happily eat food scraps and excrete an extremely rich compost while also producing a liquid fertilizer.

On average, a family of four that uses approximately two Hastings District Council rubbish bags per week (\$2 per bag) could halve that to one bag if they composted. If the same family recycled as well, they would use approximately two



Save Money - Reduce Your Waste!

All of us create some form of waste. It's how we dispose of the waste we create that can affect our environment and this needs to be done in a sustainable manner. You can divert over half of your household waste from landfill by following these easy tips and save yourself money in waste disposal costs by recycling.

WHAT YOU CAN RECYCLE

GLASS BOTTLES
& JARS

PAPER &
CARDBOARD

PLASTIC
(Grades 1 & 2 only)

TIN & ALUMINIUM
CANS








Bin, bag or
crate

Bag paper &
flatten cardboard

Squash & bag

Remove lids,
flatten & bag

In 2008 Hastings Residents recycled 4000 tones through the kerbside recycling collection and 2500 tones through recycling centres, that's 450 transfer station trucks worth of rubbish that has been diverted from landfill by recycling!

-  Your recycling collection is collected weekly on the same day as your rubbish collection.
-  Materials outside the orange bag are collected by the recycling contractor.
-  Ensure your recycling is out on the kerbside by 7:30 am.
-  You can put your recycling out in plastic bags, cardboard boxes or even your own container (just make sure you secure your recycling against the wind).
-  Rinse milk bottles and food cans to prevent smells.

You can also take your recycling to Martin Place Recycling drop off, Henderson Road or Blackbridge Recycling depots for free.

For more information on sus'd, contact Hastings District Council on 0508 NO WASTE (0508-669-2783) or visit www.susd.org.nz

